



**BOARD OF SANITARY COMMISSIONERS  
REGULAR MEETING  
10:00 a.m. July 3, 2018  
Third Floor City Hall**

**CITY OF  
TERRE HAUTE  
BOARD OF  
SANITARY COMMISSIONERS**

City Hall  
17 Harding Avenue, Room 200  
Terre Haute, IN 47807

Phone: 812.232.5458  
Fax: 812.234.3973

[www.terrehaute.IN.gov](http://www.terrehaute.IN.gov)

**AGENDA**

1. Call to Order
2. Roll Call
3. Public Comments
4. Approve Minutes
5. Approve Claims
6. Other
7. Adjournment

**Minutes of Regular Meeting of the  
Board of Sanitary Commissioners  
Terre Haute, IN  
June 19, 2018**

A regular Meeting of the Board of Sanitary Commissioners was held in the Mayor's Conference Room on the third floor, City Hall, 17 Harding Avenue, Terre Haute, Indiana, on the 18th day of June 2018, at 10:00 a.m. Those present were Charles Ennis, Larry Auler, and Tim Adams for the Board of Sanitary Commissioners. Terry Modesitt was also present. Brad Bush and Jim Winning were absent.

Also present was Troy Swan of HWC; Howard Grenenger of the Tribune Star; Andy Scales of CHA; Debbie Padgett of the WWTP; and Marcus Maurer and Sally Roetker of the Engineering Department.

The meeting of the Board of Sanitary Commissioners was called to order by Vice President Tim Adams.

There were no public comments.

**APPROVE MINUTES**

The minutes from the June 5, 2018 meeting were presented to the Board.

On motion of Larry Auler, seconded by Chuck Ennis, and unanimously approved, it was resolved that the minutes from the June 5, 2018 meeting be approved.

**APPROVE CLAIMS**

The list of claims was presented to the Board for Sanitary District General and Waste Water Treatment Plant and discussed.

On motion of Chuck Ennis, seconded by Larry Auler, and unanimously approved that claims be approved as presented.

**MOSER MANAGED SERVICES: APPLICATION BREAK/FIX**


The contract was discussed. Terry Modesitt has reviewed and approved.

On motion of Chuck Ennis, seconded by Larry Auler, and unanimously approved, it was resolved that Moser Managed Services: Application Break/Fix be approved.


**ADJOURNMENT**

The next regular meeting of the Sanitary Board will be held on July 3, 2018 at 10:00 a.m. in the Mayor's Conference Room, 3<sup>rd</sup> Floor, City Hall, 17 Harding Avenue, Terre Haute, Indiana.


APPROVED on the 3rd day of JULY, 2018.



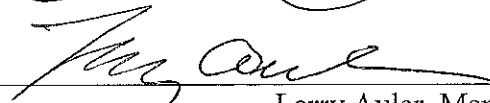
Brad Bush, President




Tim Adams, Vice President



Jim Winning, Secretary



Larry Auler, Member



Chuck Ennis, Member

The next regular meeting of the Sanitary Board will be held on July 3, 2018 at 10:00 a.m. in the Mayor's Conference Room, 3<sup>rd</sup> Floor, City Hall, 17 Harding Avenue, Terre Haute, Indiana.

APPROVED on the \_\_\_\_\_ day of \_\_\_\_\_, 2018.

---

Brad Bush, President

---

Tim Adams, Vice President

---

Jim Winning, Secretary

---

Larry Auler, Member

---

Chuck Ennis, Member

**Sanitary District Claims July 3, 2018**

**SANITARY BOND FUND**

**WWUTILITY / 0620-0061- Services Contractual**

**WWUTILITY / 0620-0061- Publication of Legal Notices**

**WWUTILITY / 0620-0061- Drainage Improvements**

Myers Engineering, Inc.                      Robinwood Sub/Survey                      \$ 8,000.00

**WWUTILITY / 0620-0061- Drainage Ways**

Certified Tree Service                      Ditch Maintenance/Tree Removal                      \$ 1,820.00

\*\*\*\*\*  
\*\*\*\*\*

**MAIN LIFT STATION/ SRF FUND**

**PHOSPHORUS REMOVAL/ SRF FUND**

**SRF INTEREST FUND**

**CSO/LTCP P23**

**Wastewater Utility Claims July 3, 2018**

**347.090 User Fees**

J.G. Huber	Sewer Bill Refund	\$792.88
Mary K Wilson	Sewer Bill Refund	\$54.18
Tamie McCalip	Sewer Bill Refund	\$1,307.25
	<b>TOTAL</b>	<b>\$2,154.31</b>

Personnel Services

**414.010 Laundry & Uniforms**

Boot City	Jeans - Hank H.	\$150.00
	<b>TOTAL</b>	<b>\$150.00</b>

**414.020 Protective Clothing**

Boot City	Safety Boots - John D.	\$115.99
Kimball Midwest Inc.	Respirator Masks	\$35.90
Tromp & Tread Boots Inc.	Safety Boots - Carlos Y.	\$140.00
	<b>TOTAL</b>	<b>\$291.89</b>

Supplies

**421.010 Office Supplies**

Staples Credit Plan	Paper	\$1.99
Staples Credit Plan	Paper, Folder	\$32.00
	<b>TOTAL</b>	<b>\$33.99</b>

Operating Supplies

**422.005 Operational Supplies**

American Welding & Gas Inc.	Propane	\$32.98
E-Z Clean Corp.	Toilet Bowl Cleaner	\$61.42
John Deere Financial Inc.	Straw Bale, Grass Seed	\$76.98
Jones & Sons Inc.	Top Soil	\$24.50
Jones & Sons Inc.	Gravel	\$20.00
Jones & Sons Inc.	Top Soil	\$24.50
Jones & Sons Inc.	Top Soil	\$24.50
Jones & Sons Inc.	Top Soil	\$24.50
Kimball Midwest Inc.	Absorbent	\$361.75
Kimball Midwest Inc.	Cable Ties	\$53.04
Kimball Midwest Inc.	Sanitizer, Absorbent, Cleaner	\$439.84
Kimball Midwest Inc.	Cleaner, Shop Towels	\$407.46
Lawson Products Inc.	Brake Klean	\$236.00
Lawson Products Inc.	Sealant, Brake Klean	\$91.62
Lawson Products Inc.	Paint	\$259.44
Menards	Landscaping Fabric, PVC Cement, Etc.	\$45.36
Menards	Grass & Weed Killer	\$19.98
Menards	Batteries	\$52.40
Menards	PVC Cement, Primer	\$11.68
Menards	Storage Bags	\$25.52
N.E.W. Interstate Concrete, Inc.	8 Bag Limestone	\$1,806.50
N.E.W. Interstate Concrete, Inc.	Fiber	\$42.00
N.E.W. Interstate Concrete, Inc.	Fiber	\$7.00
N.E.W. Interstate Concrete, Inc.	Fiber	\$66.50
N.E.W. Interstate Concrete, Inc.	Fiber	\$7.00
Performance Refinish Supply Inc.	Black Seam Sealer	\$22.17
Sam's Club	Water, Toilet Paper, Coffee, Etc.	\$438.88
Sam's Club	Batteries	\$36.96
Staples Credit Plan	Award Plaque	\$17.59
Valley Electric Supply Corp.	Cable Ties	\$31.74
Wholesale Drainage Supply Inc.	Pipe Wrap Tape	\$21.03
	<b>TOTAL</b>	<b>\$4,790.84</b>

**422.010 Gas**

Automated Fuels Inc.	Gas	\$3,188.20
	<b>TOTAL</b>	<b>\$3,188.20</b>

**422.020 Diesel**

Automated Fuels Inc.	Diesel Fuel	\$3,070.38
	<b>TOTAL</b>	<b>\$3,070.38</b>

**422.160 Lab Supplies**

NCL Of Wisconsin Inc	Acetone, Pipets, Beakers, Etc.	\$1,498.96
	<b>TOTAL</b>	<b>\$1,498.96</b>

Rep./Maint. Supplies

**423.015 Maint./Rep.**

Coldwell & Company Inc.	Fuel Line	\$9.60
Coldwell & Company Inc.	Fitting	\$2.14
Complete Outdoor Equipment Company	Plug, Drain Valve	\$13.69
Complete Outdoor Equipment Company	Idler Pulleys, Wheels	\$443.78
Electrical Automation Services LLC	Cables, Motor Protectors, Etc.	\$6,104.40
Industrial Supply Company	Couplings, PVC Elbows	\$11.04
Kimball Midwest Inc.	Clamps, Screws, Terminals	\$118.41
Kimball Midwest Inc.	Anchors	\$40.10
Koorsen Fire & Security Inc.	Battery	\$163.00
Lawson Products Inc.	Connectors, Seal Rings, Circuit Breakers, Etc.	\$334.79
Lawson Products Inc.	Fittings, Eye Bolts, Screws, Etc.	\$445.76
Lawson Products Inc.	Swivel Bolts, Eye Bolts	\$79.53
McCord Tire Service Inc.	New Tires	\$137.20
McCord Tire Service Inc.	Repaired a Flat Tire on a Street Dept. Vehicle	\$44.65
Menards	Ceiling Register	\$9.99
Menards	PVC Pipe, Bushing, Adapters, Etc.	\$96.74
Menards	Fence Top Rail	\$9.99
Menards	Couplings, Adapters, Check Valve, Etc.	\$17.21
Menards	Lumber	\$76.76
N.E.W. Interstate Concrete Inc.	Flowable Fill	\$10,090.00
N.E.W. Interstate Concrete Inc.	Flowable Fill	\$3,775.00
N.E.W. Interstate Concrete Inc.	Limestone Air	\$552.00
N.E.W. Interstate Concrete Inc.	Limestone Air	\$92.00
N.E.W. Interstate Concrete Inc.	Flowable Fill	\$755.00
N.E.W. Interstate Concrete Inc.	Flowable Fill, Limestone Air	\$1,931.00
N.E.W. Interstate Concrete Inc.	Limestone Air	\$92.00
N.E.W. Interstate Concrete Inc.	Flowable Fill, Limestone Air	\$1,516.50
O'Reilly Auto Parts Inc.	Power Steering Pump	\$67.42
Ott Equipment Service Inc.	Bearing, Washers, Etc.	\$660.00
Quality Automotive Dist. Corp.	A/C Condenser	\$215.98
Quality Automotive Dist. Corp.	Oil Seal	\$31.99
Quality Automotive Dist. Corp.	Gaskets	\$4.44
Quality Automotive Dist. Corp.	Sway Bar Repair Kit	\$17.80
Quality Automotive Dist. Corp.	Blower Motor	\$39.95
Quality Automotive Dist. Corp.	Windshield Washer Hose	\$11.00
Quality Automotive Dist. Corp.	Plug Wire Set	\$27.51
Quality Automotive Dist. Corp.	Radiator, Fan Blade, Fan Clutch	\$541.73
Quality Automotive Dist. Corp.	A/C Gasket	\$5.72
Quality Automotive Dist. Corp.	Extension Pipe, Flow Muffler, Etc.	\$216.34
Quality Automotive Dist. Corp.	Water Pump	\$35.22
Quality Automotive Dist. Corp.	Lift Support	\$25.96
Quality Automotive Dist. Corp.	Electrical Connector	\$31.90
Quality Automotive Dist. Corp.	Cabin Air Filters	\$46.15
Quality Automotive Dist. Corp.	Air Filters	\$21.12
Quality Automotive Dist. Corp.	Washer Nozzle	\$22.92
Quality Automotive Dist. Corp.	Battery	\$324.64
Quality Automotive Dist. Corp.	U-Bolts	\$14.10
Quality Automotive Dist. Corp.	Shift Bushings, Shift Tube Assembly	\$28.68
Quality Automotive Dist. Corp.	Battery	\$237.50
Quality Automotive Dist. Corp.	Idler Pulleys, Tire Repair Patches	\$153.19
Quality Automotive Dist. Corp.	Radiator Caps, Radiator, Serpentine Belt	\$146.87
Quality Automotive Dist. Corp.	Fuse Block Accessory Connector	\$12.68
S & K Equipment Company Inc.	Float Switches	\$1,908.00
Town & Country Ford	Shrouds	\$444.28
Valley Electric Supply Corp.	Contactors, Switches	\$430.42
Valley Electric Supply Corp.	Contactors	\$365.07
Valley Electric Supply Corp.	Contactors	\$57.18
Valley Electric Supply Corp.	Terminals, Wire	\$120.07
Vigo Dodge, Inc.	Outside Mirror, Tail Lamp	\$272.25
Wholesale Drainage Supply Inc.	Coupling, Valves, Spigot	\$603.34
Wholesale Drainage Supply Inc.	10" SDR Gasketed Cap	\$343.64
	<b>TOTAL</b>	<b>\$34,447.34</b>

## Professional Services

**432.010 Services Contractual**

American Water Capital Corp.	Data Usage	\$6,055.00
City of Terre Haute Engineers Dept.	Construction Inspection Services	\$3,586.00
Electrical Automation Services, LLC	Electrical Work, Labor	\$3,522.00
Electrical Automation Services LLC	IT Services	\$56,932.50
IWEA INC	IWEA Membership - Doug F.	\$35.00
Koorsen Fire & Security Inc.	Sprinkler Inspection	\$625.00
Koorsen Fire & Security Inc.	Fire Alarm Inspection	\$912.00
Lambert Hauling	Towing Services	\$250.00
Maddox Industrial, Group, Inc.	Late Fees	\$366.48
McCalister Bros Inc.	Excavation Work	\$23,837.00
McGuire Excavating & Trucking, Inc.	Disposal Loads	\$50.00
Moser Consulting, Inc.	Sewage Bills Collection Activity	\$13,750.00
National Safety Council	Membership Renewal - Doug F.	\$439.63
N.E.W. Interstate Concrete Inc.	Late Charge	\$300.12
ONI Risk Partners Inc.	Consulting Fee	\$3,700.00
OTT Equipment Service Inc.	Performed Inspections, Tightened Fittings on Oil Reels	\$810.00
Roehm Refrigeration Inc.	Repaired A/C Leaks	\$731.60
Roehm Refrigeration Inc.	Replaced Contactor on A/C Unit	\$224.80
Seelyville Water Works	Meter Readings	\$1,443.00
Terminix International Inc.	Pest Control	\$97.00
Vigo County Recorder's Office	Recording / Releasing Liens	\$950.00
Z Tech Audio +	Installed Rhino Lining on a Utility Bed	\$1,200.00
	<b>TOTAL</b>	<b>\$119,817.13</b>

**432.071 Lab Testing**

Pace Analytical Services, Inc.	Lab Testing	\$347.00
Pace Analytical Services, Inc.	Lab Testing	\$31.00
Pace Analytical Services, Inc.	Lab Testing	\$137.00
Pace Analytical Services, Inc.	Lab Testing	\$52.00
	<b>TOTAL</b>	<b>\$567.00</b>

**432.072 Sycamore Ridge Landfill**

Sycamore Ridge Landfill	Street Sweepings	\$431.46
	<b>TOTAL</b>	<b>\$431.46</b>

**432.073 Biosolids to Landfill**

Sycamore Ridge Landfill	Biosolids to Landfill	\$7,444.26
	<b>TOTAL</b>	<b>\$7,444.26</b>

## Comm./Transportation

**433.010 Telephone**

Frontier Inc.	Telephone Utility	\$527.85
	<b>TOTAL</b>	<b>\$527.85</b>

**433.020 Postage**

Staples Credit Plan	Postage	\$9.73
United Parcel SVC	Postage	\$3.90
United Parcel SVC	Postage	\$10.68
	<b>TOTAL</b>	<b>\$24.31</b>

**433.040 Freight**

Lawson Products Inc.	Freight	\$63.79
Lawson Products Inc.	Freight	\$24.19
Lawson Products Inc.	Freight	\$63.47
Lawson Products Inc.	Freight	\$5.84
Lawson Products Inc.	Freight	\$19.07
NCL Of Wisconsin Inc	Freight	\$117.59
Ott Equipment Service Inc.	Freight	\$10.48
S & K Equipment Company Inc.	Freight	\$78.67
	<b>TOTAL</b>	<b>\$383.10</b>

## Print/Advertising

**434.010 Printing**

Print It Plus Inc.	Time Cards	\$82.50
Print It Plus Inc.	Time Cards	\$82.50
	<b>TOTAL</b>	<b>\$165.00</b>

## Utility Services

**436.010 Electric Utility**

Duke Energy	Electric Utility	\$60,248.65
	<b>TOTAL</b>	<b>\$60,248.65</b>

**436.030 Water Utility**

IN American Water	Water Utility	\$231.64
IN American Water	Water Utility	\$231.64



IN American Water	Water Utility	\$4,414.70
IN American Water	Water Utility	\$140.48
<b>TOTAL</b>		<b>\$5,018.46</b>

Rep./Maint

**437.010 Equipment Repair**

Complete Outdoor Equipment Company	Repaired a Dixie Chopper	\$80.27
Maddox Industrial, Group, Inc.	Repaired Valves at the Visqueen Lift Station	\$12,216.00
McCord Tire Service Inc.	Repaired a Flat Tire on a Backhoe	\$26.93
Powered Equipment & Repair	Repaired a Blower	\$3,168.00
<b>TOTAL</b>		<b>\$15,491.20</b>

**437.030 Vehicle Rep./Maint.**

Perfection Auto Glass Inc.	Replaced a Windshield on a Plant Vehicle	\$198.86
<b>TOTAL</b>		<b>\$198.86</b>

**438.010 Rental of Equipment**

One Source Equipment Rentals Inc.	Rented an Art. Boom	\$462.37
OTT Equipment Service Inc.	Rented a Scissor Lift	\$150.00
<b>TOTAL</b>		<b>\$612.37</b>

Machinery & Equipment

**444.010 Equipment Purchase**

Christopher A. Poe Snap On Tools	Tools	\$488.60
Complete Outdoor Equipment Company	Blades	\$170.73
Electrical Automation Services, LLC	A/C Unit	\$2,100.00
Electrical Automation Services LLC	Shelves	\$201.74
Kimball Midwest Inc.	Surface Conditioning Discs, Mounts	\$158.78
Kimball Midwest Inc.	Flashlights	\$93.06
Lawson Products Inc.	Drill Bits, Hex Key Sets	\$621.54
Lawson Products Inc.	Bristle Disc, Blades, Etc.	\$329.05
Lawson Products Inc.	Flap Discs, Drill Bits, Etc.	\$110.25
Matco Tools	Tools	\$141.65
Menards	Hammer	\$23.97
Menards	Dehumidifier	\$129.99
Menards	Weeding Hoe, Tank Sprayer	\$41.96
Menards	Level	\$69.99
Pro Trade Tool & Supply Co.	Angle Grinders, Rotary Hammer, Hammerdrills, Etc.	\$1,239.65
Pro Trade Tool & Supply Co.	Grinder	\$179.95
Pro Trade Tool & Supply Co.	Hammerdrill, Impact	\$439.90
Quality Automotive Dist. Corp.	Extension Cords	\$47.74
United Refrigeration Inc.	Motor	\$182.32
<b>TOTAL</b>		<b>\$6,770.87</b>

Grand Total = \$267,326.43

6/21/2018 Check Run \$109,524.07

6/28/2018 Check Run \$81,278.29

7/3/2018 Check Run \$76,524.07

---

# **Sanitary District of the City of Terre Haute, Indiana**

\$41,990,000 Sanitary District Bonds of 2012  
CUSIP Base 881099  
*(Dated October 9, 2012)*

## **Annual Information for Compliance with SEC Rule 15(c)2-12**

---

TERRE HAUTE (INDIANA) SANITARY DISTRICT

ADDITIONAL INFORMATION

SANITARY DISTRICT LITIGATION

On September 12, 2017, the City and certain related defendants were named in an amended complaint brought by Highland TH, LLC and Overseas Lease Group, Inc. in the United States District Court of New Jersey. The litigation alleges generally that the City conspired with Plocher Construction Company, Inc. and defrauded plaintiffs in connection with certain de-watering and related contracts executed in July 2014. As against the City, the plaintiffs have asserted counts for fraud, fraudulent inducement, aiding and abetting fraud, and violation of the New Jersey consumer fraud statute. The City believes that the lawsuit is meritless and has filed a motion to dismiss arguing principally that the litigation is barred by res judicata and the New Jersey District Court has no personal jurisdiction over the City. The motion is fully briefed and the City is awaiting a ruling by the Court.

TERRE HAUTE (INDIANA) SANITARY DISTRICT

HISTORICAL NET ASSESSED VALUATIONS  
 (As Provided by the Vigo County Auditor's Office)

Year Payable	Real Estate	Utilities	Personal Property	Total
2014	\$1,913,817,807	\$79,884,670	\$401,571,887	\$2,395,274,364
2015	1,898,592,787	80,922,250	428,773,168	2,408,288,205
2016	1,934,712,407	80,152,110	443,554,998	2,458,419,515
2017	1,976,194,466	74,507,880	460,039,377	2,510,741,723
2018	2,018,298,420	80,114,070	483,429,431	2,581,841,921

Note: See footnote (a) at the end of this report.

TERRE HAUTE (INDIANA) SANITARY DISTRICT

DETAIL OF NET ASSESSED VALUATION

Assessed 2017 for taxes payable in 2018

(As Provided by the Vigo County Auditor's Office)

	Honey Creek Sanitary	Linton Sanitary	Lost Creek Sanitary	Otter Creek Sanitary	Riley Township Sanitary	Seelyville (Lost Creek)	Harrison Sanitary	Sub-totals
Gross Value of Land	\$166,735,670	\$3,789,200	\$37,409,480	\$58,089,400	\$13,701,000	\$6,434,400	\$38,000	\$286,197,150
Gross Value of Improvements	528,967,300	74,985,300	108,326,900	226,328,400	42,870,500	27,282,600		1,008,761,000
Total Gross Value of Real Estate	695,702,970	78,774,500	145,736,380	284,417,800	56,571,500	33,717,000	38,000	1,294,958,150
Less: Mortgage Exemptions, Veterans, Blind, Age 65 & Other Exemptions	(214,797,136)	(12,136,285)	(56,358,458)	(132,728,807)	(22,340,650)	(13,641,326)		(452,002,662)
Tax Exempt Property	(38,553,700)	(39,981,990)	(7,278,000)	(5,038,200)	(2,481,500)	(1,974,000)		(55,325,400)
TIF			(1,373,362)		(513,671)			(41,869,023)
Net Assessed Value of Real Estate	442,352,134	26,656,225	80,726,560	146,650,793	31,235,679	18,101,674	38,000	745,761,065
Business Personal Property	22,991,000	76,411,300	899,890	42,502,880	286,010	10,236,830		153,327,910
Less: Deductions	(1,385,420)	(55,662,238)	(386,310)	(83,030)		(4,350,000)		(61,866,998)
Net Assessed Value of Personal Property	21,605,580	20,749,062	513,580	42,419,850	286,010	5,886,830	0	91,460,912
Net Assessed Value of Utility Property	7,691,840	269,440	2,673,850	1,784,160	2,003,520	629,210	0	15,052,020
Total Net Assessed Value	\$471,649,554	\$47,674,727	\$83,913,990	\$190,854,803	\$33,525,209	\$24,617,714	\$38,000	\$852,273,997

(Continued on next page)

TERRE HAUTE (INDIANA) SANITARY DISTRICT

(Cont'd)

DETAIL OF NET ASSESSED VALUATION

Assessed 2017 for taxes payable in 2018

(As Provided by the Vigo County Auditor's Office)

	<u>Sub-totals</u> <u>Carried Forward</u>	<u>Terre Haute</u> <u>(Harrison)</u>	<u>Terre Haute</u> <u>Honey Creek</u>	<u>Terre Haute</u> <u>Lost Creek</u>	<u>Terre Haute</u> <u>Offer Creek</u>	<u>Terre Haute</u> <u>Riley</u>	<u>Total</u>
Gross Value of Land	\$286,197,150	\$292,437,500	\$11,610,800	\$101,188,400	\$13,800	\$612,400	\$692,060,050
Gross Value of Improvements	1,008,761,000	1,552,795,600	132,650,500	327,105,100		4,250,500	3,025,562,700
Total Gross Value of Real Estate	1,294,958,150	1,845,233,100	144,261,300	428,293,500	13,800	4,862,900	3,717,622,750
Less: Mortgage Exemptions, Veterans, Blind, Age 65 & Other Exemptions	(452,002,662)	(617,073,873)	(10,045,261)	(132,798,889)			(1,211,920,685)
Tax Exempt Property	(55,325,400)	(199,876,400)	(5,857,700)	(43,931,800)			(304,991,300)
TIF	(41,869,023)	(64,740,191)		(75,516,000)		(287,131)	(182,412,345)
Net Assessed Value of Real Estate	745,761,065	963,542,636	128,358,339	176,046,811	13,800	4,575,769	2,018,298,420
Business Personal Property	153,327,910	412,460,097	44,378,780	19,402,010		2,008,670	631,577,467
Less: Deductions	(61,866,998)	(82,914,830)	(14,320)	(3,231,679)		(120,209)	(148,148,036)
Net Assessed Value of Personal Property	91,460,912	329,545,267	44,364,460	16,170,331	0	1,888,461	483,429,431
Net Assessed Value of Utility Property	15,052,020	60,601,190	1,576,700	2,709,200	93,770	81,190	80,114,070
Total Net Assessed Value	\$852,273,997	\$1,353,689,093	\$174,299,499	\$194,926,342	\$107,570	\$6,545,420	\$2,581,841,921

TERRE HAUTE (INDIANA) SANITARY DISTRICT

COMPARATIVE SCHEDULE OF TOTAL TAX RATES  
Per \$100 of Net Assessed Valuation

	Year Taxes Payable				
	<u>2014</u>	<u>2015</u>	<u>2016</u>	<u>2017</u>	<u>2018</u>
Sanitary District Rate:					
Sanitary District Bond	\$0.3389	\$0.3387	\$0.3655	\$0.3733	\$0.1829
Harrison Sanitary		\$2.1876	\$2.2271	\$2.2813	\$2.1095
Honey Creek Sanitary	\$2.4239	\$2.4448	\$2.4845	\$2.5415	\$2.3670
Linton Sanitary	\$2.4374	\$2.4576	\$2.4993	\$2.5538	\$2.3792
Lost Creek Sanitary	\$2.1983	\$2.2239	\$2.2700	\$2.3153	\$2.1474
Otter Creek Sanitary	\$2.1914	\$2.2715	\$2.3223	\$2.3424	\$2.1822
Riley Sanitary	\$2.4605	\$2.4751	\$2.4896	\$2.5301	\$2.3911
Seelyville	\$2.4845	\$2.5176	\$2.5569	\$2.5927	\$2.4207
Terre Haute Harrison	\$4.1220	\$4.1446	\$4.2150	\$4.3248	\$4.1322
Terre Haute Honey Creek	\$4.0724	\$4.0956	\$4.1641	\$4.2705	\$4.0812
Terre Haute Lost Creek	\$4.0966	\$4.1212	\$4.1939	\$4.2972	\$4.1075
Terre Haute Otter Creek	\$4.0823	\$4.1059	\$4.1724	\$4.2788	\$4.0891
Terre Haute Riley	\$4.0873	\$4.1095	\$4.1781	\$4.2832	\$4.0945

Source: The Department of Local Government Finance ("DLGF") Certified Budget Orders for the Terre Haute Sanitary District.

Note: See footnote (a) at the end of this report.

TERRE HAUTE (INDIANA) SANITARY DISTRICT

PROPERTY TAXES LEVIED AND COLLECTED

<u>Collection Year</u>	<u>Taxes Levied</u>	<u>Circuit Breaker Tax Credit</u> (1)	<u>Taxes Levied Net of Circuit Breaker Tax Credit</u>	<u>Taxes Collected</u>	<u>Collected as Percent of Gross Levy</u>	<u>Collected as Percent of Net Levy</u>
2013	\$6,765,904	(\$1,491,609)	\$5,274,295	\$5,184,045	76.62%	98.29%
2014	8,146,753	(1,916,048)	6,230,705	6,092,864	74.79%	97.79%
2015	8,197,874	(1,963,076)	6,234,798	6,099,806	74.41%	97.83%
2016 (2)	8,910,109	(2,303,045)	6,607,064	6,522,115	73.20%	98.71%
2017	9,242,680	(2,559,562)	6,683,118	6,791,802	73.48%	101.63%

(1) The Circuit Breaker Tax Credits allocable to the Terre Haute Sanitary District per the DLGF.

(2) The spring settlement was over distributed due to a miscalculation of the circuit breaker rate by the Auditor of State. This was corrected in the fall settlement.

Source: The Vigo County Auditor's Office and the DLGF Certified Budget Orders for the Terre Haute Sanitary District.

Note: See footnote (b) at the end of this report.



TERRE HAUTE (INDIANA) SANITARY DISTRICT

LARGE TAXPAYERS

The following is a list of the ten largest property taxpayers within the Terre Haute Sanitary District.

<u>Name</u>	<u>Type of Business</u>	<u>2017/2018 Net Assessed Valuation</u>	<u>Percent of Total Net Assessed Valuation (1)</u>
Digital Audio Disc Corp./Sony	Mfg. optical media products	\$136,622,325	5.29%
Bemis Co., Inc.	Printed polyethylene plant	60,207,930	2.33%
Companhia Siderurgica Nacional (CSN) (2)	Intermediate processor of steel coils and sheets	35,778,720	1.39%
Novelis Corporation, formerly Alcan Properties	Mfg. aluminum foil for packaging industry	34,942,540	1.35%
Southern Indiana Investments Company	Apartments	29,812,040	1.15%
Terre Haute Regional Hospital	Health care facility	27,681,730	1.07%
Staples (2)	Office supply superstore	26,800,970	1.04%
Sir Sycamore Terrace, LLC (2)	Apartments	25,087,400	0.97%
Indiana-American Water Co. Inc.	Water utility	24,622,310	0.95%
Village Quarter Associates IV LP	Apartments	<u>22,216,160</u>	<u>0.86%</u>
Totals		<u>\$423,772,125</u>	<u>16.40%</u>

(1) The total net assessed valuation of the Terre Haute Sanitary District is \$2,581,841,921 for taxes payable in 2018, according to the Vigo County Auditor's office.

(2) Located in a tax increment allocation area ("TIF"); therefore, all or a portion of the taxes are captured as TIF and not distributed to individual taxing units.

Source: Vigo County Auditor's office and the DLGF. Individual parcel data is submitted by the County Auditor to the DLGF once a year for preparation of the county abstract.

The following schedules contain limited and unaudited financial information which is presented solely for the purpose of conveying a statement of cash and investment balances for the City of Terre Haute. Consequently, these schedules do not include all disclosures required by generally accepted accounting principles.

CITY OF TERRE HAUTE, INDIANA  
STATEMENT OF RECEIPTS AND DISBURSEMENTS  
(Unaudited)

	Beginning Balance <u>1/1/2017</u>	Receipts	Disbursements	Ending Balance <u>12/31/2017</u>
General Fund	(\$8,069,753)	\$41,468,656	\$32,179,775	\$1,219,127
Rainy Day Fund	351,515 (1)		351,515	0
Motor Vehicle Highway	659,792	3,394,412	3,375,754	678,450
Local Road & Street	645,991	617,986	402,610	861,368
Parks & Recreation	(224,386)	2,553,902	2,220,414	109,102
Cemetery	52,798 (1)	636,276	546,303	142,771
Abandoned Vehicle Fec Non-Reverting	44,946	14,000		58,946
T.H. Police Cont. Education	178,865	159,917	264,536	74,246
Drug Education and Training	5,398	2,280	7	7,671
T.H. Clerks Record Perpetuation	53,769	30,646	18,083	66,331
EMS Non-Reverting	1,087,524	3,241,689	3,483,838	845,376
THFD Contractual Serv Non-Reverting	104,075	227,369	162,662	168,782
T.H. Police Non-Reverting	9,697	5,094		14,791
T.H. Police Crime Control	4,179	13,448	13,418	4,208
T.H. Police Staying Right	2,741	7,500	9,914	326
T.H. Police Ceremonial Unit	132,553	404	8,662	124,295
T.H. Police Operation Pullover	(94,301)	147,919	100,505	(46,887)
Ele Map Generation Non-Reverting	1,482			1,482
Hulman Links Non-Reverting	(3,841,877)	493,491	784,254	(4,132,640)
REA Park Non-Reverting	(1,084,716)	418,899	581,970	(1,247,788)
Animal Control Non-Reverting	15,290	2,490	968	16,811
Engineering Non-Reverting	645,053	296,506	654,211	287,348
Non Federal Income	262,679	748	27,960	235,467
Home Program	250,146	144,995	395,517	(376)
Sanitary District General	282,977		282,977	0
THPD Federal Equitable Sharing	13,189	42,977	40,790	15,375
Sanitary District Bond	2,202,773	9,046,777	7,626,701	3,622,848
Cumulative Capital Improvement	125,573	147,824	122,986	150,411
Cumulative Capital Development	445,494	591,956	715,590	321,860
Econ Dev Income Tax	4,199,649	4,991,177	6,867,464	2,323,362
CDBG	5,952	1,090,631	1,099,840	(3,257)
Ft. Harrison Business Park TIF #8	111,926	120,427	5,270	227,083
Jadcore TIF #9	0	204,208	204,200	8
Redevelopment St. Rd. 46 TIF #10	2,939,572	1,476,347	2,363,319	2,052,600
Candlewood Bond P&I	1,020	166,598	166,588	1,030
St. Rd. 46 BAN	310,561	11	310,572	0
Sanitary District Project 19	2,219			2,219
Cherry Street Bond Series A	23,970	116,631	116,519	24,082
Cherry Street Series A DSR	120,571	12		120,583
WTHI Construction	2		2	0
WTHI Bond and Interest	0	75,005	75,000	5
Central Business District TIF	5,203,164	1,677,223	5,447,439	1,432,948
THFD Non-Reverting Equipment	13,094	800		13,894
Hazardous Mater Cost Recovery	16,877	2,576	2,965	16,488
<b>Subtotals</b>	<u>\$7,212,040</u>	<u>\$73,629,806</u>	<u>\$71,031,099</u>	<u>\$9,810,747</u>

(1) Variances from unaudited 12/31/16 ending balances due to prior period adjustments.

(Continued on next page)

## CITY OF TERRE HAUTE, INDIANA

(Cont'd)

STATEMENT OF RECEIPTS AND DISBURSEMENTS  
(Unaudited)

	Beginning Balance 1/1/2017	Receipts	Disbursements	Ending Balance 12/31/2017
Subtotals carried forward	\$7,212,040	\$73,629,806	\$71,031,099	\$9,810,747
Fire Training Academy Non-Reverting	44,491	114,242	130,448	28,286
Transit	479,131	2,540,275	2,682,391	337,015
Fire Pension	177,201	2,717,417	2,481,587	413,031
Police Pension	(259,498)	2,699,405	2,419,550	20,356
TH Police Donations/Auction	19,572	10,195	5,025	24,742
Group Health-Non-Reverting	(701,852)	9,573,991	9,008,148	(136,009)
Spencer Ball Park	36,152	108		36,260
Levi Music Trust	14,817			14,817
Brittlebank Trust	513			513
Cemetery Trust	404,293	5,365	3,639	406,019
Brett Long Memorial	14,697			14,697
K-9 Donations	1,962	1,629	944	2,647
Clerk of the Circuit Court	133,165	1,250,550	1,241,874	141,841
LOIT Special Distribution	1,283,513		1,283,513	0
THPD Vest Grant	0	3,285	3,285	0
JAG 2016 (2016-DF-BX-0518)	0	18,558	18,558	0
Fire Safer	19,041	35,608	40,461	14,187
Fire Safer BMW-2015-FH-00414	0	396,897	555,099	(158,201)
2005 Revenue Bond Refinanced	231,937	1,860,540	923,072	1,169,405
Jadcore TIF Allocation	97,357	161,917	178,552	80,722
New Margaret Ave. East Meijer	0	3	3	0
Emergency Solutions Grant	1,262			1,262
LTCP Project CSO Phase I	1,226,083	2,475	980,050	248,508
Deming Center Bond & Interest	0	50,740	50,731	8
Blight Elimination Program	(71,706)	110,682	91,026	(52,050)
SR46 Bond & Interest Fund	292,114	614,355	614,200	292,269
SR46 Debt Service Reserve	659,403	297		659,699
2015 Revenue Bond Ser A (Police)	18,166	62	3,268	14,961
2015 Bond & Int Ser A (Police)	0	77,925	77,923	3
2015 DSR (Police)	72,365	284		72,649
ICON Construction	0	8,115,000	8,115,000	0
ICON Bond & Interest	0	8,115,000	8,115,000	0
Construction Phase II for SRF 2012	4,248,547	28,021	181,891	4,094,677
Bond & Int Phase II SRF-II Ser A	3,821,298	7,834,458	7,809,825	3,845,931
Debt Service Reserve	6,508,823	1,692,194		8,201,017
Cemetery Donations	585			585
Parks Donations	13,602	68,982	36,180	46,404
Parks Project Fund	329,059		145,021	184,038
Fire Prevention Non-Reverting	0	5,860		5,860
WWU-Capital Improvement	(1,339,612)	1,343,561		3,948
SRF Bond and Interest	563,606	943,944	944,719	562,831
SRF Bond and DSR	2,988,304			2,988,304
Wastewater Treatment Plant	6,850,128	30,603,797	31,928,115	5,525,810
WWU-Const CSO/LTCP Phase I	205,976			205,976
Construction Phase II SRF II Ser B	0			0
Bond & Int Phase II Ser B	32,536	78,060	78,054	32,542
Vigo County BAN 2016	0	171,000	171,000	0
Waste & Refuse Collection	46,926 (1)	2,793,806	2,839,566	1,166
Totals	<u>\$35,675,995</u>	<u>\$157,670,295</u>	<u>\$154,188,817</u>	<u>\$39,157,473</u>

(1) Variances from unaudited 12/31/16 ending balances due to prior period adjustments.

TERRE HAUTE (INDIANA) SANITARY DISTRICT

FOOTNOTES

- (a) "Net Assessed Value" or "Taxable Value" represents the "Gross Assessed Value" less certain deductions for mortgages, veterans, the aged, the blind, economic revitalization areas, resource recovery systems, rehabilitated residential property, solar energy systems, wind power devices, hydroelectric systems, geothermal devices and tax-exempt property. The "Net Assessed Value" or "Taxable Value" is the assessed value used to determine tax rates.

Pursuant to State law, personal property is assessed at its actual historical cost less depreciation, in accordance with 50 IAC 4.2, the DLGF's Rules for the Assessment of Tangible Personal Property. Effective January 1, 2016, state law annually exempts from property taxation new tangible business personal property with an acquisition cost of less than \$20,000. Pursuant to State law, real property is valued for assessment purposes at its "true tax value" as defined in the Real Property Assessment Rule, 50 IAC 2.4, the 2011 Real Property Assessment Manual ("Manual"), as incorporated into 50 IAC 2.4 and the 2011 Real Property Assessment Guidelines, Version A ("Guidelines"), as adopted by the DLGF. P.L. 204-2016, SEC. 3, enacted in 2016, retroactive to January 1, 2016, amends State law to provide that "true tax value" for real property does not mean the value of the property to the user and that true tax value shall be determined under the rules of the DLGF. As a result of P.L. 204-2016, the DLGF has begun the process of amending the Manual. In the case of agricultural land, true tax value shall be the value determined in accordance with the Guidelines and IC 6-1.1-4, as amended by P.L. 180-2016.

P.L. 180-2016 revises the factors used to calculate the assessed value of agricultural land. This legislation is retroactive to the January 1, 2016 assessment date and applies to each assessment date thereafter. The revised factors enacted in the legislation may reduce the total assessed value of agricultural land, which could shift property tax liability from agricultural property owners to other property owners. In addition, the reduction in the assessed value of agricultural land may result in a reduction of the total assessed value. Lower assessed values may result in higher tax rates in order for a unit to receive its approved property tax levy.

Except for agricultural land, the Manual permits assessing officials in each county to choose any acceptable mass appraisal method to determine true tax value, taking into consideration the ease of administration and the uniformity of the assessments produced by that method. The Guidelines were adopted to provide assessing officials with an acceptable appraisal method, although the Manual makes it clear that assessing officials are free to select from any number of appraisal methods, provided that they produce "accurate and uniform values throughout the jurisdiction and across all classes of property". The Manual specifies the standards for accuracy and validation that the DLGF uses to determine the acceptability of any alternative appraisal method.

- (b) Indiana Code 6-1.1-20.6 provides taxpayers with a tax credit for all property taxes in an amount that exceeds the gross assessed value of real and personal property eligible for the credit ("Circuit Breaker Tax Credit").

Property taxes for residential homesteads are limited to 1% of the gross assessed value of the homestead; property taxes for agricultural, other residential property and long term care facilities are limited to 2% of their gross assessed value; and property taxes for all other real and personal property are limited to 3% of gross assessed value. Additional property tax limits have been made available to certain senior citizens.

Since July 1, 2012, property tax revenue subject to reduction by the Circuit Breaker Tax Credit under Indiana Code 6-1.1-20.6-9.8 is classified as either "protected taxes" or "unprotected taxes." "Protected Taxes" include taxes levied to pay debt service or lease rental on obligations payable from ad valorem property taxes. A debt service fund containing Protected Taxes is funded first by the taxing unit before property taxes are deposited into any other funds.

The Constitutional Provision excludes from the application of the Circuit Breaker Tax Credit property taxes first due and payable in 2012, and thereafter, that are imposed after being approved by the voters in a referendum. The Statute codifies this exception, providing that, with respect to property taxes first due and payable in 2012 and thereafter, property taxes imposed after being approved by the voters in a referendum will not be considered for purposes of calculating the limits to property tax liability under the provisions of the Statute.

**Sanitary District Claims July 3, 2018**

**SANITARY BOND FUND**

**WWUTILITY / 0620-0061- Services Contractual**

**WWUTILITY / 0620-0061- Publication of Legal Notices**

**WWUTILITY / 0620-0061- Drainage Improvements**

Myers Engineering, Inc.                      Robinwood Sub/Survey                      \$ 8,000.00

**WWUTILITY / 0620-0061- Drainage Ways**

Certified Tree Service                      Ditch Maintenance/Tree Removal                      \$ 1,820.00


\*\*\*\*\*  
\*\*\*\*\*

**MAIN LIFT STATION/ SRF FUND**

**PHOSPHORUS REMOVAL/ SRF FUND**

**SRF INTEREST FUND**

**CSO/LTCP P23**



Enl	Description / Addnl data items	Ref 1	Ref 2	Ref 3	Rate / Resrce	Units	Amount / Rate	Posted amount
EN	AMERICAN WATER CAPITAL CORP. A0620-0000-00-202.010	220402	15					6,055.00CR.
EN	AMERICAN WATER CAPITAL CORP. A0620-0061-03-432.010	220402	15					6,055.00
EN	AUTOMATED FUELS, INC. A0620-0000-00-202.010	220403	10262					6,258.58CR
EN	AUTOMATED FUELS, INC. A0620-0061-02-422.010	220403	10262					3,188.20
EN	AUTOMATED FUELS, INC. A0620-0061-02-422.020	220403	10262					3,070.38
EN	DUKE ENERGY A0620-0000-00-202.010	220404	10540					60,248.65CR
EN	DUKE ENERGY A0620-0061-03-436.010	220404	10540					60,248.65
EN	ELECTRICAL AUTOMATION SERVICES A0620-0000-00-202.010	220405	2915					5,622.00CR
EN	ELECTRICAL AUTOMATION SERVICES A0620-0061-03-432.010	220405	2915					3,522.00
EN	ELECTRICAL AUTOMATION SERVICES A0620-0061-04-444.010	220405	2915					2,100.00
EN	IN AMERICAN WATER COMPANY A0620-0000-00-202.010	220406	11331					231.64CR
EN	IN AMERICAN WATER COMPANY A0620-0061-03-436.030	220406	11331					231.64
EN	IN AMERICAN WATER COMPANY A0620-0000-00-202.010	220407	11331					231.64CR
EN	IN AMERICAN WATER COMPANY A0620-0061-03-436.030	220407	11331					231.64
EN	MENARDS, INC. A0620-0000-00-202.010	220408	11829					9.99CR
EN	MENARDS, INC. A0620-0061-02-423.015	220408	11829					9.99
EN	MENARDS, INC. A0620-0000-00-202.010	220409	11829					166.07CR
EN	MENARDS, INC. A0620-0061-02-422.005	220409	11829					45.36
EN	MENARDS, INC. A0620-0061-02-423.015	220409	11829					96.74
EN	MENARDS, INC. A0620-0061-04-444.010	220409	11829					23.97
EN	MENARDS, INC. A0620-0000-00-202.010	220410	11829					129.99CR
EN	MENARDS, INC. A0620-0061-04-444.010	220410	11829					129.99
EN	MENARDS, INC. A0620-0000-00-202.010	220411	11829					61.94CR
EN	MENARDS, INC. A0620-0061-02-422.005	220411	11829					19.98
EN	MENARDS, INC. A0620-0061-04-444.010	220411	11829					41.96
EN	SAM'S CLUB A0620-0000-00-202.010	220412	12662					438.88CR
EN	SAM'S CLUB A0620-0061-02-422.005	220412	12662					438.88

*Handwritten initials: VM ✓*

*Handwritten signatures:*  
 Jay [unclear] [unclear]  
 [unclear]  
 [unclear]  
 [unclear]

Run date: 06/21/2018 @ 09:04  
Bus date: 06/21/2018

City of Terre Haute  
\* \* \* Journal entry trace \* \* \*

CS64629.L02 Page 2

Jnl	Description / Addnl data items	Ref 1	Ref 2	Ref 3	Rate / Resrce	Units	Amount / Rate	Posted amount
EN	SAM'S CLUB A0620-0000-00-202.010	220413	12662					36.96CR
EN	SAM'S CLUB A0620-0061-02-422.005	220413	12662					36.96
EN	SEELYVILLE WATER & SEWAGE A0620-0000-00-202.010	220414	12749					1,443.00CR
EN	SEELYVILLE WATER & SEWAGE A0620-0061-03-432.010	220414	12749					1,443.00
EN	TAMIE MCCALIP A0620-0000-00-202.010	220415	6011					1,307.25CR
EN	TAMIE MCCALIP A0620-0061-00-347.090	220415	6011					1,307.25
EN	VIGO COUNTY RECORDER A0620-0000-00-202.010	220416	13109					950.00CR
EN	VIGO COUNTY RECORDER A0620-0061-03-432.010	220416	13109					950.00

Batch 164629 posted on 06/21/18 by 27 for business date 06/21/18

Run date: 06/21/2018 @ 09:04  
Bus date: 06/21/2018

City of Terre Haute  
\* \* \* Journal entry trace \* \* \*

CS64629.L02 Page 3

Jnl	Period	Account	Description	Debit	Credit	Balance
EN			Encumbrance Journal			
	06	2018 A0620-0000-00-202.010	ACCOUNTS PAYABLE		83,191.59	
	06	2018 A0620-0061-00-347.090	USER FEES	1,307.25		
	06	2018 A0620-0061-02-422.005	OPERATING SUPPLIES	541.18		
	06	2018 A0620-0061-02-422.010	GASOLINE	3,188.20		
	06	2018 A0620-0061-02-422.020	DIESEL FUEL	3,070.38		
	06	2018 A0620-0061-02-423.015	REPAIR SUPPLIES	106.73		
	06	2018 A0620-0061-03-432.010	SERVICES CONTRACTUAL	11,970.00		
	06	2018 A0620-0061-03-436.010	ELECTRIC UTILITY	60,248.65		
	06	2018 A0620-0061-03-436.030	WATER UTILITY	463.28		
	06	2018 A0620-0061-04-444.010	PURCHASE OF EQUIPMENT	2,295.92		
		Total for Financial System		83,191.59	83,191.59	.00

Batch 164629 posted on 06/21/18 by 27 for business date 06/21/18



Jnl	Description / Addnl data items	Ref 1	Ref 2	Ref 3	Rate / Resrcr	Units	Amount / Rate	Posted amount
EN	ELECTRICAL AUTOMATION SERVICES A0620-0000-00-202.010	220594	2915					63,238.64CR
EN	ELECTRICAL AUTOMATION SERVICES A0620-0061-02-423.015	220594	2915					6,104.40
EN	ELECTRICAL AUTOMATION SERVICES A0620-0061-03-432.010	220594	2915					56,932.50
EN	ELECTRICAL AUTOMATION SERVICES A0620-0061-04-444.010	220594	2915					201.74
EN	FRONTIER, INC. A0620-0000-00-202.010	220595	3773					527.85CR
EN	FRONTIER, INC. A0620-0061-03-433.010	220595	3773					527.85
EN	IN AMERICAN WATER COMPANY A0620-0000-00-202.010	220596	11331					4,414.70CR
EN	IN AMERICAN WATER COMPANY A0620-0061-03-436.030	220596	11331					4,414.70
EN	IN AMERICAN WATER COMPANY A0620-0000-00-202.010	220597	11331					140.48CR
EN	IN AMERICAN WATER COMPANY A0620-0061-03-436.030	220597	11331					140.48
EN	IWEA, INC A0620-0000-00-202.010	220598	128					35.00CR
EN	IWEA, INC A0620-0061-03-432.010	220598	128					35.00
EN	J. G. HUBER A0620-0000-00-202.010	220599	6013					792.88CR
EN	J. G. HUBER A0620-0061-00-347.090	220599	6013					792.88
EN	JOHN DEERE FINANCIAL, INC. A0620-0000-00-202.010	220600	3994					76.98CR
EN	JOHN DEERE FINANCIAL, INC. A0620-0061-02-422.005	220600	3994					76.98
EN	MARY K WILSON A0620-0000-00-202.010	220601	6012					54.18CR
EN	MARY K WILSON A0620-0061-00-347.090	220601	6012					54.18
EN	MENARDS, INC. A0620-0000-00-202.010	220602	11829					52.40CR
EN	MENARDS, INC. A0620-0061-02-422.005	220602	11829					52.40
EN	MENARDS, INC. A0620-0000-00-202.010	220603	11829					9.99CR
EN	MENARDS, INC. A0620-0061-02-423.015	220603	11829					9.99
EN	MENARDS, INC. A0620-0000-00-202.010	220604	11829					28.89CR
EN	MENARDS, INC. A0620-0061-02-422.005	220604	11829					11.68
EN	MENARDS, INC. A0620-0061-02-423.015	220604	11829					17.21
EN	MENARDS, INC. A0620-0000-00-202.010	220605	11829					146.75CR
EN	MENARDS, INC. A0620-0061-02-423.015	220605	11829					76.76

*UKV*

*Jay C...*  
*Emil...*  
*Chris...*  
*W...*

Run date: 06/28/2018 @ 10:28  
 Bus date: 06/28/2018

City of Terre Haute  
 \* \* \* Journal entry trace \* \* \*

Jnl	Description / Addnl data items	Ref 1	Ref 2	Ref 3	Rate / Resrce	Units	Amount / Rate	Posted amount
EN	MENARDS, INC. A0620-0061-04-444.010	220605	11829					69.99
EN	MENARDS, INC. A0620-0000-00-202.010	220606	11829					25.52CR
EN	MENARDS, INC. A0620-0061-02-422.005	220606	11829					25.52
EN	ONI RISK PARTNERS, INC. A0620-0000-00-202.010	220607	61					3,700.00CR
EN	ONI RISK PARTNERS, INC. A0620-0061-03-432.010	220607	61					3,700.00
EN	ONI RISK PARTNERS, INC. A0620-0000-00-202.010	220608	61					46,420.94CR
EN	ONI RISK PARTNERS, INC. A0620-0061-03-435.030	220608	61					46,420.94
EN	ONI RISK PARTNERS, INC. A0620-0000-00-202.010	220609	61					5,466.38CR
EN	ONI RISK PARTNERS, INC. A0620-0061-03-435.030	220609	61					5,466.38
EN	ONI RISK PARTNERS, INC. A0620-0000-00-202.010	220610	61					3,700.00CR
EN	ONI RISK PARTNERS, INC. A0620-0061-03-432.010	220610	61					3,700.00
EN	SYCAMORE RIDGE LANDFILL A0620-0000-00-202.010	220611	640					7,875.72CR
EN	SYCAMORE RIDGE LANDFILL A0620-0061-03-432.072	220611	640					431.46
EN	SYCAMORE RIDGE LANDFILL A0620-0061-03-432.073	220611	640					7,444.26
EN	STAPLES CREDIT PLAN A0620-0000-00-202.010	220612	13045					1.99CR
EN	STAPLES CREDIT PLAN A0620-0061-02-421.010	220612	13045					1.99
EN	STAPLES CREDIT PLAN A0620-0000-00-202.010	220613	13045					49.59CR
EN	STAPLES CREDIT PLAN A0620-0061-02-421.010	220613	13045					32.00
EN	STAPLES CREDIT PLAN A0620-0061-02-422.005	220613	13045					17.59
EN	STAPLES CREDIT PLAN A0620-0000-00-202.010	220614	13045					9.73CR
EN	STAPLES CREDIT PLAN A0620-0061-03-433.020	220614	13045					9.73
EN	TERMINIX INTERNATIONAL, INC. A0620-0000-00-202.010	220615	12388					97.00CR
EN	TERMINIX INTERNATIONAL, INC. A0620-0061-03-432.010	220615	12388					97.00

Batch 165154 posted on 06/28/18 by 27 for business date 06/28/18

Jnl	Period	Account	Description	Debit	Credit	Balance
EN		Encumbrance Journal				
	06 2018	A0620-0000-00-202.010	ACCOUNTS PAYABLE		136,865.61	
	06 2018	A0620-0061-00-347.090	USER FEES	847.06		
	06 2018	A0620-0061-02-421.010	OFFICE SUPPLIES	33.99		
	06 2018	A0620-0061-02-422.005	OPERATING SUPPLIES	184.17		
	06 2018	A0620-0061-02-423.015	REPAIR SUPPLIES	6,208.36		
	06 2018	A0620-0061-03-432.010	SERVICES CONTRACTUAL	64,464.50		
	06 2018	A0620-0061-03-432.072	SYCAMORE RIDGE LANDFILL	431.46		
	06 2018	A0620-0061-03-432.073	BIOSOLIDS TO LANDFILL	7,444.26		
	06 2018	A0620-0061-03-433.010	TELEPHONE	527.85		
	06 2018	A0620-0061-03-433.020	POSTAGE	9.73		
	06 2018	A0620-0061-03-435.030	INSURANCE GENERAL PROP & LIAB	51,887.32		
	06 2018	A0620-0061-03-436.030	WATER UTILITY	4,555.18		
	06 2018	A0620-0061-04-444.010	PURCHASE OF EQUIPMENT	271.73		
		Total for Financial System		136,865.61	136,865.61	.00

Batch 165154 posted on 06/28/18 by 27 for business date 06/28/18

Troy Swan  
Howard Greniger  
Sally Roetker  
Terry Modesitt  
CHA - Andy Scales

Marcus Maurer  
Debbie Padgett  
**TERRE HAUTE**  
A LEVEL ABOVE

**BOARD OF SANITARY COMMISSIONERS**  
**REGULAR MEETING**  
10:00 a.m. June 19, 2018  
Third Floor City Hall

**CITY OF**  
**TERRE HAUTE**  
**DEPARTMENT**  
**OF ENGINEERING**

City Hall  
17 Harding Avenue, Room 200  
Terre Haute, IN 47807

Phone: 812.244.4903  
Fax: 812.234.3973

[www.terrehaute.IN.gov](http://www.terrehaute.IN.gov)

**DUKE A. BENNETT**  
Mayor

**CHARLES W. ENNIS, P.E., S.E.**  
City Engineer  
[engineering@terrehaute.in.gov](mailto:engineering@terrehaute.in.gov)

AGENDA

- ✓1. Call to Order 10:10 Am
- ✓2. Roll Call - C. Ennis, T. Adams, L. AuLer / B. Bush + J. Winnings Absent
- ✓3. Public Comments - None
- ✓4. Approve Minutes - APPR / Larry, Chuck
- ✓5. Approve Claims - APPR / Chuck, Larry
- ✓6. Moser Managed Services: Application Break/Fix - Terry OK - APPR / Chuck, Larry
- ✓7. Other None
- ✓8. Adjournment - 10:11 AM Larry, Chuck